

Pro'sKit[®] MA-1006 Desk Type Magnifier Lamp

Thank you very much for purchasing Pro'sKit Desk Magnifier Lamp. The Desk Magnifier Lamp is ideal for precise work at home, office and workshop as well as a lot of other important places. Before using the Desk Magnifier Lamp, please read the following instructions :





- **Lighting adjustment, Energy saving**
Comes with 30 LEDs which provide bright lighting and only 5.5W consumption
- **Reach to 50,000 hours, 20X longer lifetime**

The LED features long lifetime reaches to 50000 hours, is 20 times longer lifetime than incandescent lamp.

- **Zero electromagnetic interference**
Comes with switching adapter, more environments friendly and provides even more stable performance.
- **3D [1.75X] glass lens**
Design with 3D (1.75X) magnification glass lens, great for working on hobbies, PCB and documents.
- **Easy positioning**
The adjustable arm allows angling and pointing the light to where you need.

Specification :

Specifications		MA-1006A	MA-1006F
Main body	Lens material	Glass	
	Magnification	3D (1.75X)	
	Lens size	115x73 mm	
	Light source	30pcs LEDs	
	Energy consumption	5.5 W	
	Color temperature	6000~7000 Kelvin	
	Luminance	about 300 Lumen	
	Gooseneck height	360 mm	
	Base size	168x117x13mm	
Switching adapter	Input	AC 110~120V 50/60Hz	AC 220~240V 50/60Hz
	Output	DC18V 0.22A	
	plug type	A type 	F type 
Standard accessories		Switching Adapter	

How to use :

- Before use, remove all packages around the lamp.
- Put the lamp on the horizontal table.
- Insert the adapter's DC plug into the socket located on the backside of arm near to the base. (See picture)
- Insert the adapter's AC plug into a conveniently located electrical socket.
- Turn on the lamp by using the ON/OFF switch located on the backside of arm near to the base.. (See picture)
- Adjust the head in the desired position.

Caution for safe using :

- Indoor use only. Please take 5 minutes rest after using 30 minutes to protect your eyesight.
- Environment temperature : -10°C~40°C.
- Humidity : ≤95%.
- Never disassemble the magnifier lamp unless you are a qualified electrician.
- Plug must be taken out while repairing the magnifier lamp or not put to use.
- Never leave the lens unattended in direct sunlight or where light can shine through it. This constitutes a fire hazard. Please close the cover when not use the lamp.
- If the external flexible cable or cord of this magnifier lamp is damaged, it shall be exclusively replaced by the manufacturer or his service agent or a similar qualified person in order to avoid a hazard.

非常感謝您購買 Pro'sKit 的桌上型放大鏡燈。桌上型放大鏡燈可以提供更清晰檢視，非常適合在家庭、辦公室和工廠及其他很多重要的地方。使用桌上型放大鏡燈前，請閱讀以下說明：



節能省電 80%

使用 30 顆白光 LED 燈，光源充足僅有 5.5W 耗電量，比白熾燈泡省電節能 80%

使用壽命增長 20 倍達 50000 小時

LED 燈擁有比白熾燈泡長 20 倍壽命的特性，每顆燈泡可使用最高達 50000 小時

低電磁波

產品配備使用交換式電源供應器，體積更小且低電磁波，更加環保，更加健康



3D (1.75X) 高透光玻璃放大鏡片 115x73mm

採用 115x73mm 3D(1.75X)放大倍率高透光玻璃鏡片，無論閱讀、觀察、檢驗或是組裝戲小模型都非常合適

彎管設計，輕鬆調整使用位置

可調式轉臂設計，無論哪各位置都容易調整，使用更加方便

產品規格：

產品規格		MA-1006A	MA-1006F
燈具主體	放大鏡材質	高透光玻璃	
	放大倍率	3D (1.75X)	
	放大鏡片尺寸	115×73 mm	
	光源	30 個 LED	
	消耗功率	5.5 W	
	色溫	6000~7000 克耳文(Kelvin)	
	亮度	約 300 流明(Lumen)	
	彎管高度	360 mm	
	底座尺寸	168x117x13mm	
電子式變壓器	輸入電壓	AC 110~120V 50/60Hz	AC 220~240V 50/60Hz
	輸出電壓/電流	DC18V 0.22A	
	插頭	A type 	F type 
標準配件		電子式變壓器	

如何使用：

- 使用前，請先移除放大鏡燈，所有的包裝。
- 請將放大鏡燈，放置於平整的桌面上。
- 將變壓器的 DC 插頭，插入位於臂桿後方的 DC 插座內。(如圖)
- 將變壓器的 AC 插頭，插入一個方便的電源插座。
- 按下位於臂桿後方的 ON/OFF 開關，打開電源。(如圖)
- 調整燈頭到你所需要的位置。

意使用安全：

- 本產品僅適合室內使用。放大鏡每次使用 30 分鐘後，請休息 5 分鐘，避免損害視力！
- 環境溫度：-10 ~ +40°C
- 濕度：≤ 95%
- 切勿拆解放大鏡燈，除非你是一個合格的電氣工程師。
- 當你不用時，或要維修放大鏡燈前，請務必拔除插頭。
- 切勿將鏡片，在無人照顧下，暴露在直射陽光或在光線可以通過的地方，這將構成火災的危險。請隨手蓋上燈罩。
- 如果這放大鏡燈的變壓器或外部柔軟的電線損壞，他將被送回專業的製造商或代理商維修，或是找一個合格的代理商，去訂購相同規格的變壓器。